



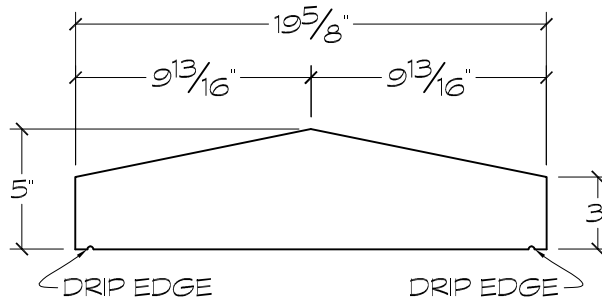
Harvey Cement Products, Inc.

Since 1947

16030 Park Avenue, Harvey, IL 60426

Ph: 708.333.1900 F: 708.333.1910

www.harveycement.com

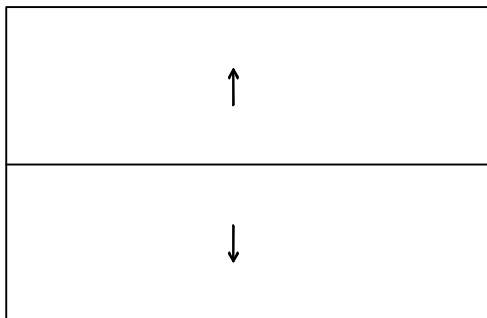


CROSS SECTION

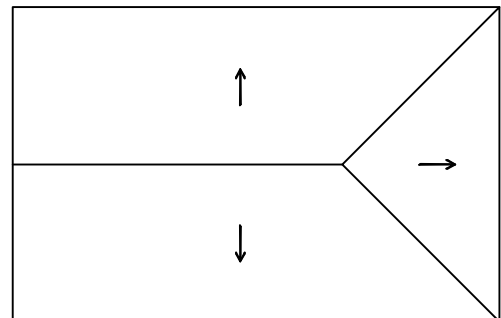
① **PROFILE JX**

ARCH REF:  
SCALE: 1 1/2"=1'-0"

TOP VIEW



STRAIGHT



END RETURN

DRIP EDGE - OPTIONAL

Profile ID

**JX**

**SUGGESTED USE**

Sill	
Transition Band	
Coping	X
Cap	
Band	
Field	

**TYPE / SIZE  
AVAILABILITY**

TYPE	LENGTH(S)
Straight up to	30 3/8"
End Return up to	30 3/8"